



lumini Solucoes em Iluminacao LTDA
www.lumini.com.br
Email: laboratorio@lumini.com.br
Tel: +55 11 3437-5555 Fax: +55 11 3437-5555
Address: Rua Ferreira Viana, 716 - Socorro - São Paulo/SP

lumini

LumCAT:

Luminaire: no frame a w

LampCAT: modulo led line 2W 30K irc 90

Ballast type: led driver 700mA

Report No:

Voltage(V): 127.9500

Test No:

Current(A): 0.0540

Number of Lamps: 1

Power (W): 3.0390

Lamp flux(lm): 308.0

PF: 0.4400

Length(mm): 70

Width(mm): 70

Phm Type: C

Height(mm): 0

Photometric Results

Lumens(lm): 97.68, Efficiency(%): 31.72% , Luminous Efficacy(lm/W): 32.14

Central intensity(cd): 0.143, Maximum intensity(cd): 35.612

Angle of maximum intensity: C=90.0 γ =85.0

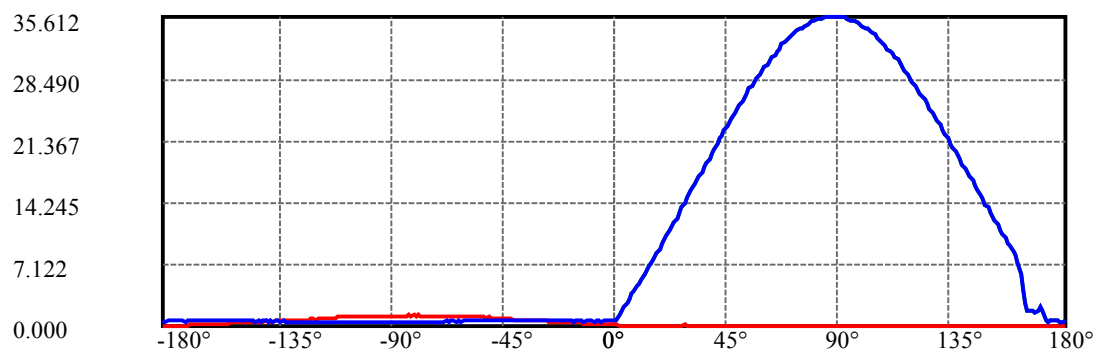
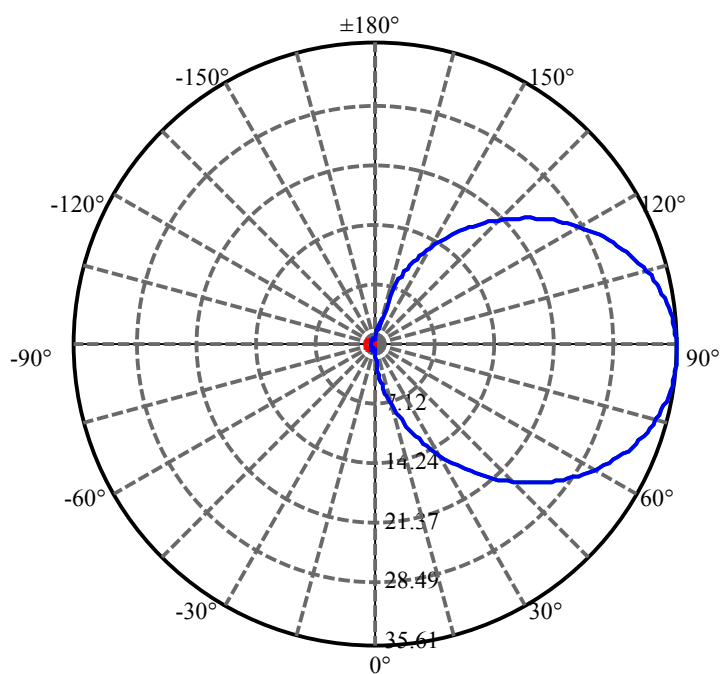
Beam angle of C90 plane : 195.58

Average BeamAngle(IEC 61341): 109.00

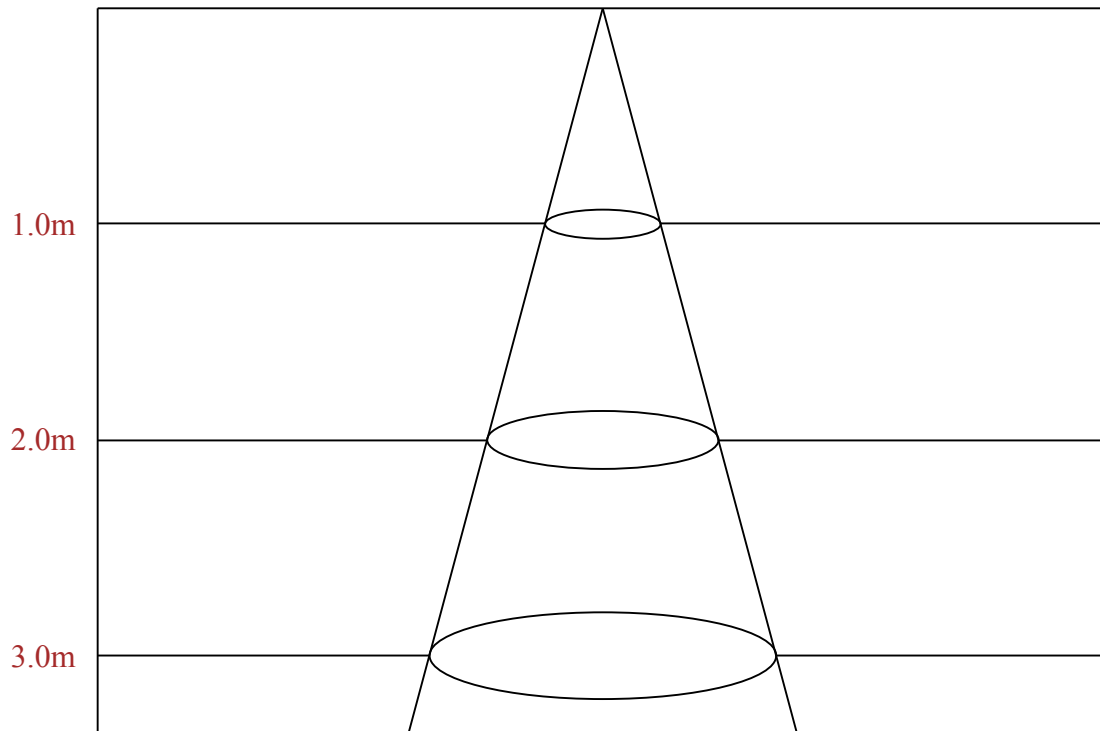
Equipment: equipamento lumini
Temperature(°C): 25.0

Date: 10/06/2025
Humidity(%): 58.0%

Operator: 01
Distance(m): 6.90

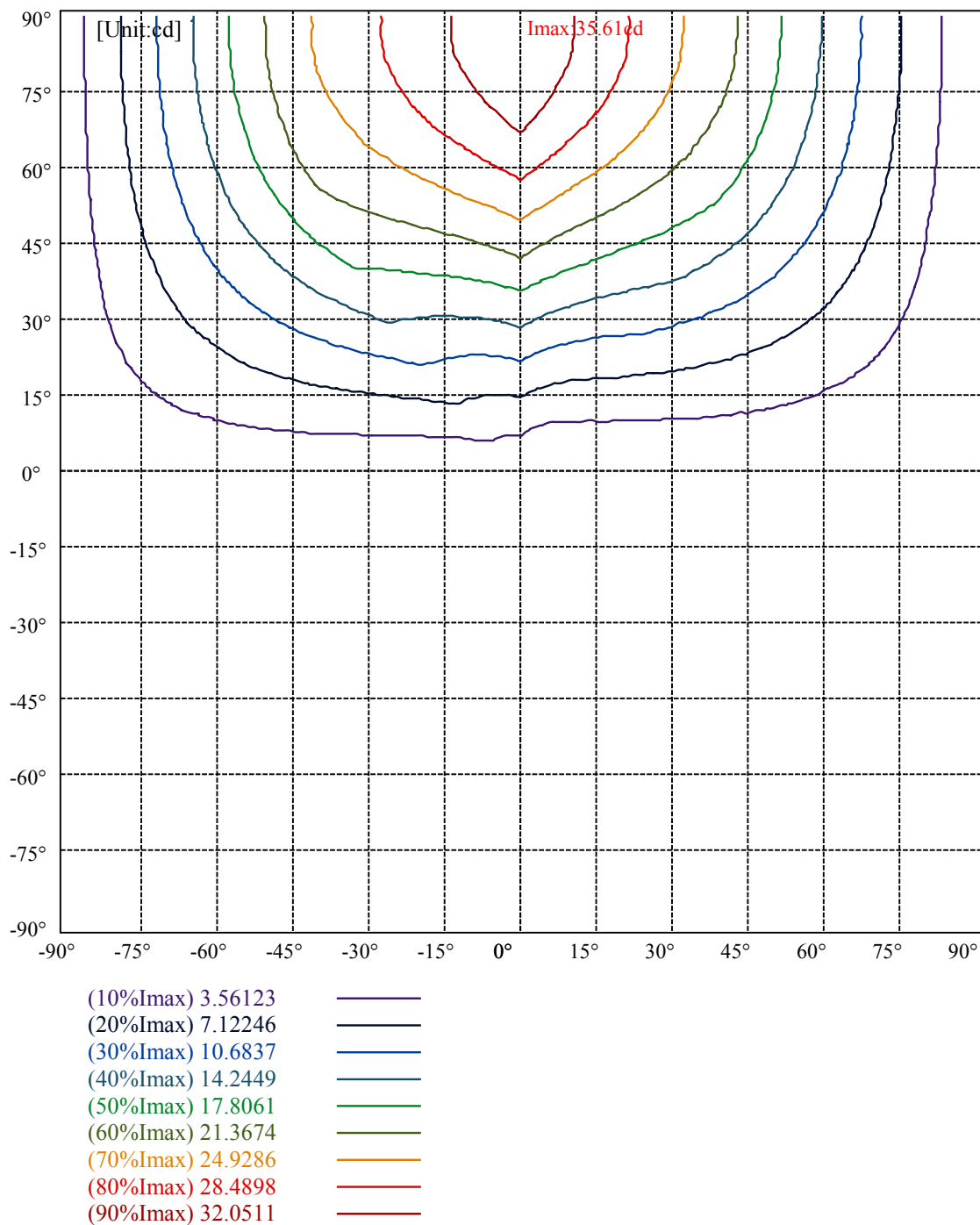


C90(Max):
C0/C180:
C90/C270:



Max , Ave

Beam angle of C90 plane 195.58



lumini

Luminance Limiting Curve(no luminous side)

Appendix Page: 5 Total:6

Luminance Table

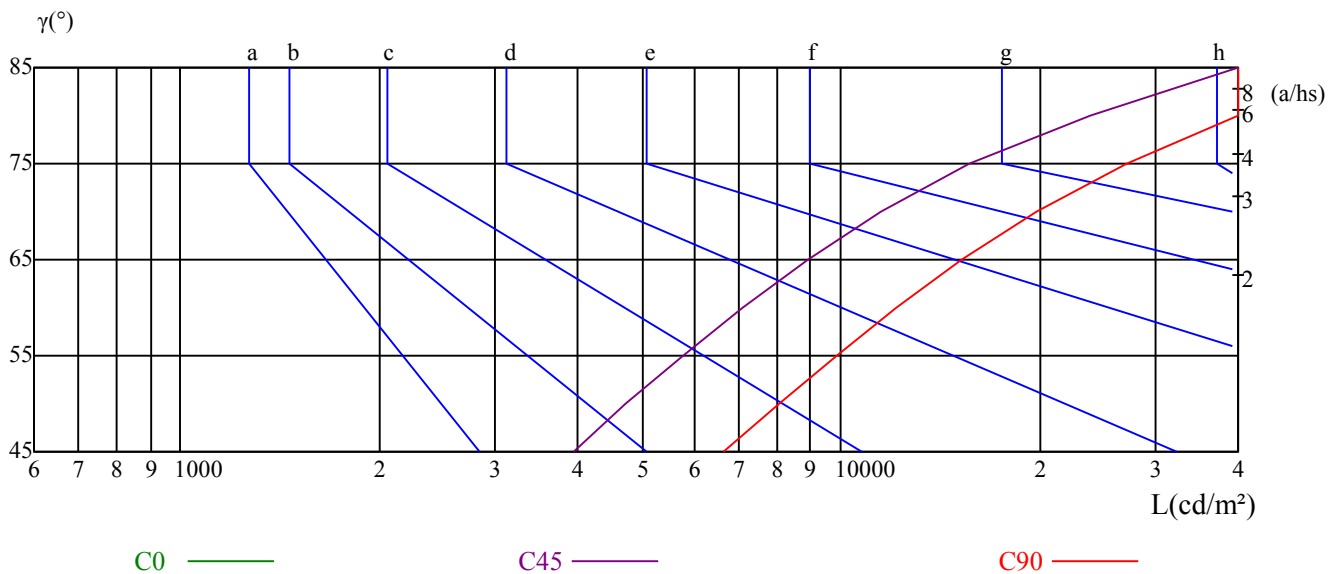
γ	45	50	55	60	65	70	75	80	85
C0	27	30	34	39	46	57	75	112	223
C45	3944	4731	5760	7112	8920	11477	15655	23892	47937
C90	6623	8057	9876	12165	15266	19801	27105	41406	83389

L(Hor)(65)	L(Ver)(65)	L45(65)	L(Hor)(75)	L(Ver)(75)	L45(75)	L(Hor)(85)	L(Ver)(85)	L45(85)
299	7782	4978	488	13759	8672	1449	42308	26533

Glare Table

Glare	Quality	Service Values Illuminance(lx)							
1.15	A	2000	1000	500	≤ 300				
1.5	B		2000	1000	500	≤ 300			
1.85	C			2000	1000	500	≤ 300		
2.2	D				2000	1000	500	≤ 300	
2.55	E					2000	1000	500	≤ 300
		a	b	c	d	e	f	g	h

Luminance Limiting Curve



Equipment: equipamento lumini
Temperature(°C): 25.0

Date: 10/06/2025
Humidity(%): 58.0%

Operator: 01
Distance(m): 6.90

Illumination assessment according UGR											
Rf of Ceiling	70	70	50	50	30	70	70	50	50	30	
Rf of Wall	50	30	50	30	30	50	30	50	30	30	
Rf of Floor	20	20	20	20	20	20	20	20	20	20	
Room dimensions		Viewed crosswise					Viewed endwise				
X	Y										
2H	2H	11.98	13.04	12.88	13.99	15.22	19.93	20.99	20.83	21.94	23.17
	3H	13.96	14.94	14.87	15.91	17.15	24.25	25.24	25.17	26.21	27.45
	4H	14.84	15.78	15.76	16.75	18.00	26.53	27.48	27.46	28.45	29.70
	6H	15.60	16.49	16.53	17.46	18.73	29.05	29.94	29.98	30.91	32.19
	8H	15.87	16.73	16.80	17.71	18.99	30.41	31.27	31.34	32.25	33.52
	12H	16.07	16.91	17.01	17.88	19.17	31.90	32.74	32.83	33.71	35.00
4H	2H	16.27	17.21	17.19	18.18	19.43	20.58	21.52	21.50	22.49	23.74
	3H	18.59	19.44	19.53	20.41	21.70	25.08	25.92	26.02	26.90	28.18
	4H	19.81	20.58	20.76	21.57	22.87	27.62	28.39	28.57	29.38	30.67
	6H	20.80	21.51	21.76	22.51	23.80	30.32	31.02	31.28	32.03	33.32
	8H	21.22	21.89	22.19	22.89	24.19	31.83	32.50	32.80	33.50	34.80
	12H	21.55	22.18	22.52	23.17	24.50	33.51	34.13	34.48	35.13	36.46
8H	4H	22.82	23.49	23.79	24.49	25.79	28.01	28.68	28.98	29.68	30.98
	6H	24.38	24.96	25.36	25.97	27.30	30.98	31.56	31.96	32.57	33.89
	8H	25.16	25.68	26.15	26.70	28.03	32.75	33.26	33.74	34.29	35.61
	12H	25.76	26.21	26.75	27.26	28.57	34.66	35.11	35.64	36.15	37.47
12H	4H	23.81	24.43	24.78	25.43	26.75	28.07	28.70	29.04	29.69	31.02
	6H	25.76	26.27	26.75	27.30	28.62	31.18	31.69	32.17	32.72	34.04
	8H	26.73	27.19	27.72	28.23	29.55	32.98	33.43	33.97	34.48	35.79
Variation with the observer position at spacings:											
S = 1.0H		0.2/-1.7					0.2/-0.7				
S = 1.5H		0.2/-1.6					0.2/-0.6				
S = 2.0H		0.1/-1.4					0.2/-0.5				
Standard tables:		BKBF					BK12				
Uncorrected UGR		15.5					9.6				

依据CIE Publ. 117 计算 UGR, S/H = 0.25